

Voter Information Poll - Florida 21 - General D1

217
Total Responses

217 Completed Responses

0 Partial Responses

692
Survey Visits

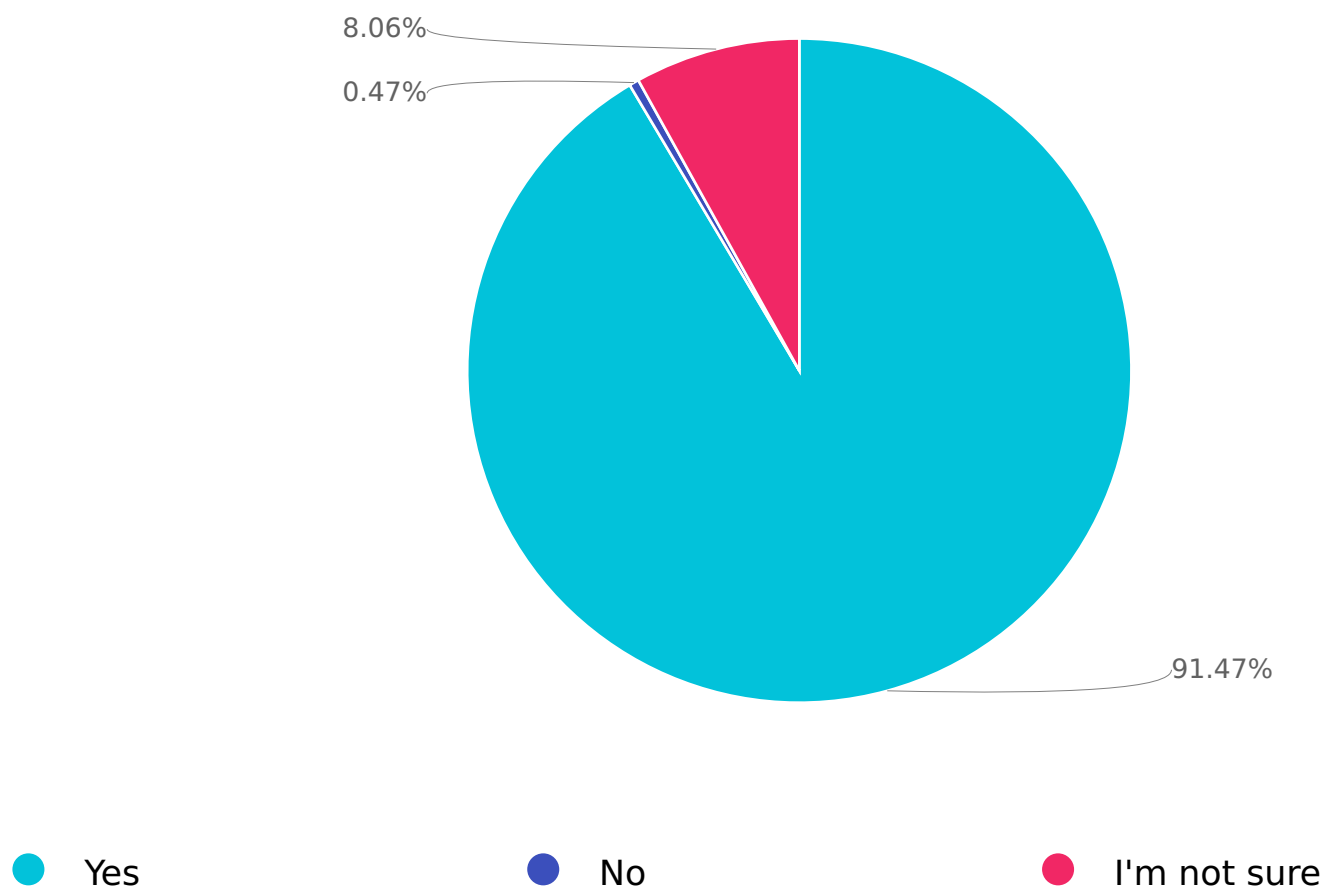


Florida 21st Congressional District Election Poll

Q1

Are you registered to vote in Florida's 21st Congressional District?

Answered: 211 Skipped: 6

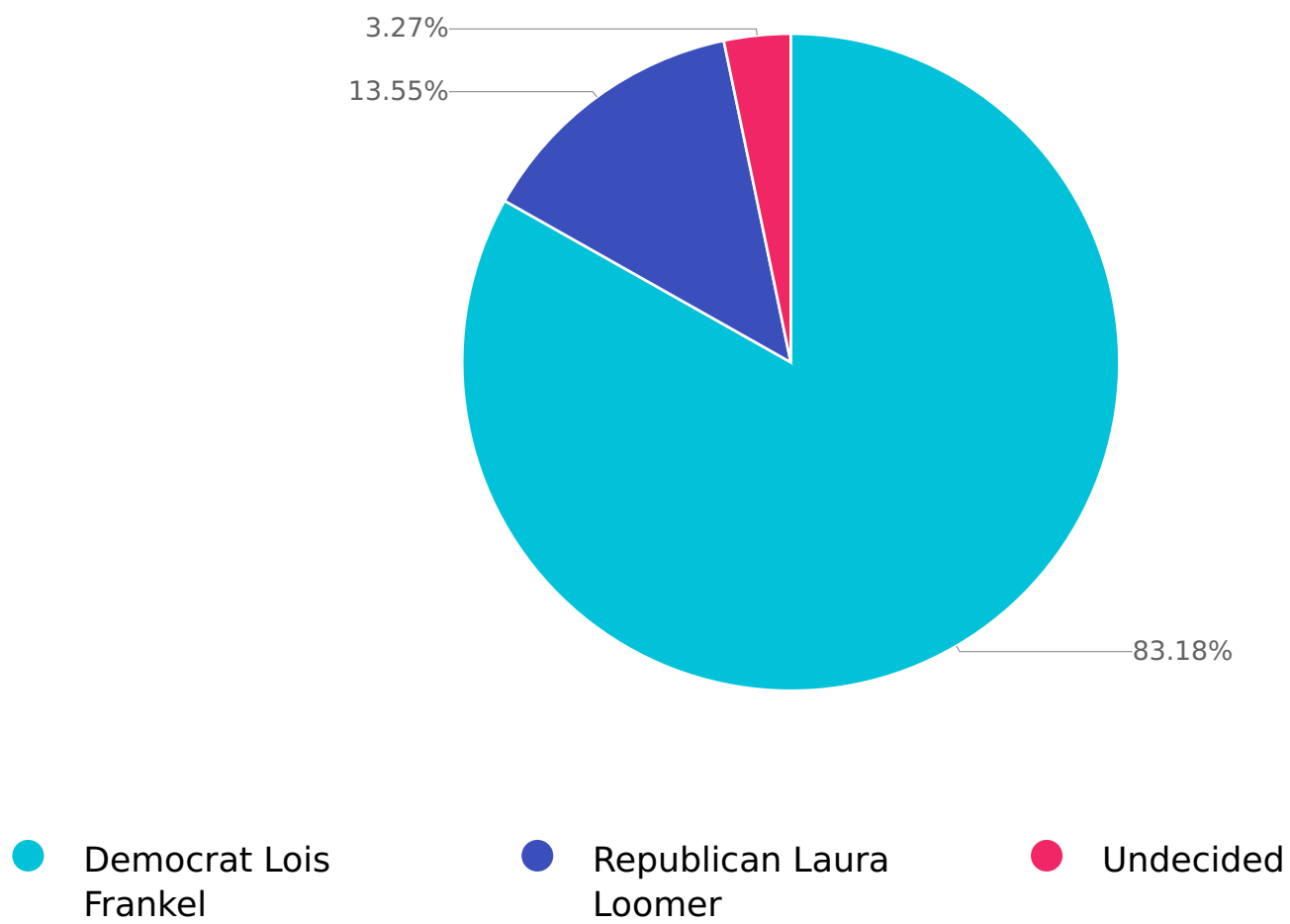


Choices	Response percent	Response count
Yes	91.47%	193
No	0.47%	1
I'm not sure	8.06%	17

Q3

In the 2020 General Election, which candidate do you plan to support?

Answered: 214 Skipped: 3

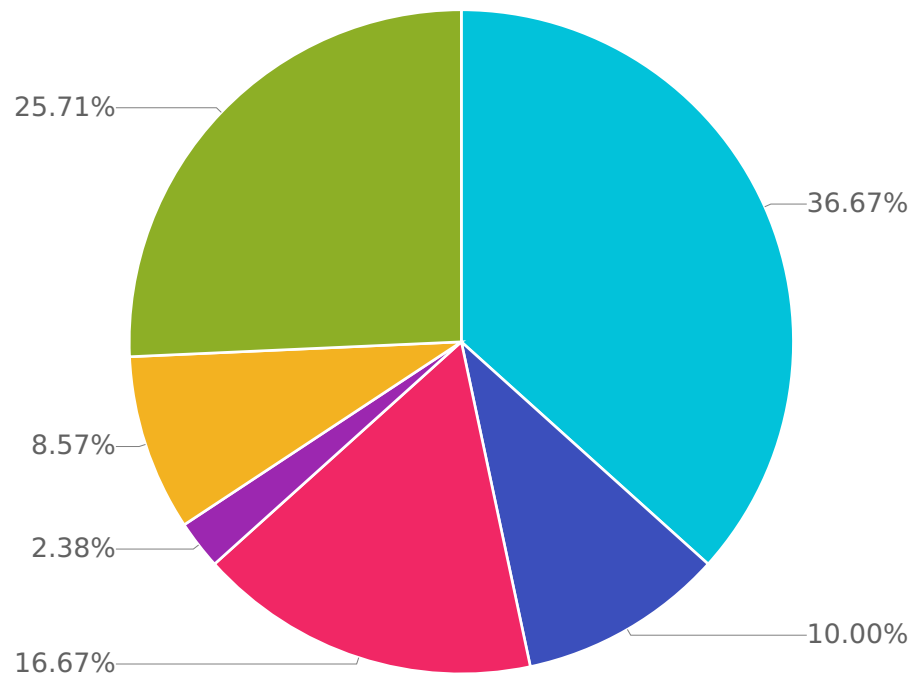


Choices	Response percent	Response count
Democrat Lois Frankel	83.18%	178
Republican Laura Loomer	13.55%	29
Undecided	3.27%	7

Q4

Laura Loomer is running for Congress against Lois Frankel. What is your opinion of Laura Loomer?

Answered: 210 Skipped: 7



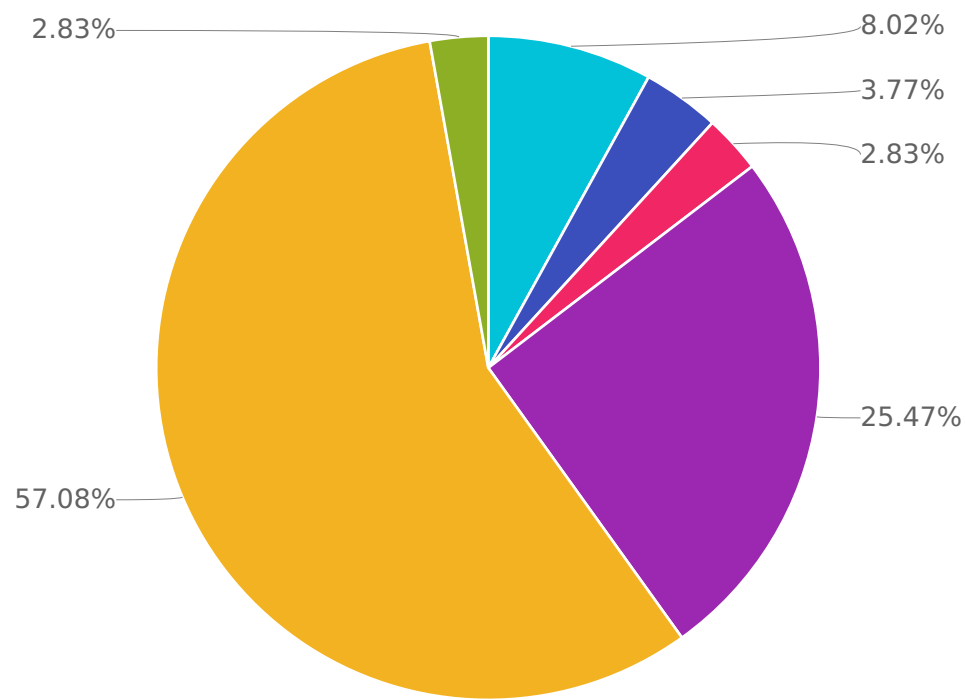
- Very Poor
- Poor
- Neutral
- Good
- Very Good
- I'm unfamiliar with this person

Choices	Response percent	Response count
Very Poor	36.67%	77
Poor	10.00%	21
Neutral	16.67%	35
Good	2.38%	5
Very Good	8.57%	18
I'm unfamiliar with this person	25.71%	54

Q5

Lois Frankel is running for Congress against Laura Loomer? What is your opinion of Lois Frankel?

Answered: 212 Skipped: 5



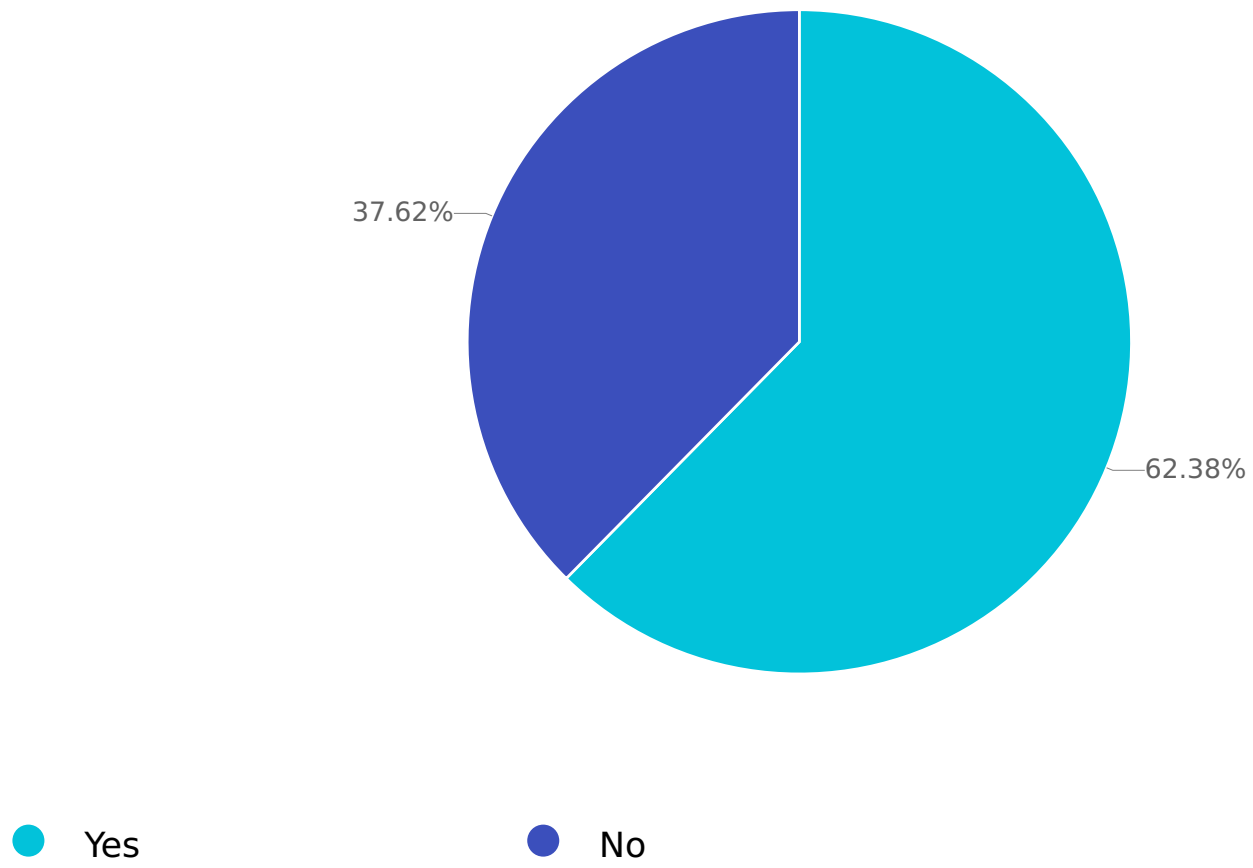
- Very Poor
- Poor
- Neutral
- Good
- Very Good
- I'm unfamiliar with this person

Choices	Response percent	Response count
Very Poor	8.02%	17
Poor	3.77%	8
Neutral	2.83%	6
Good	25.47%	54
Very Good	57.08%	121
I'm unfamiliar with this person	2.83%	6

Q6

Are you aware of any legislation passed or supported by four-term Congresswoman Lois Frankel that benefits the voters of the 21st District?

Answered: 210 Skipped: 7

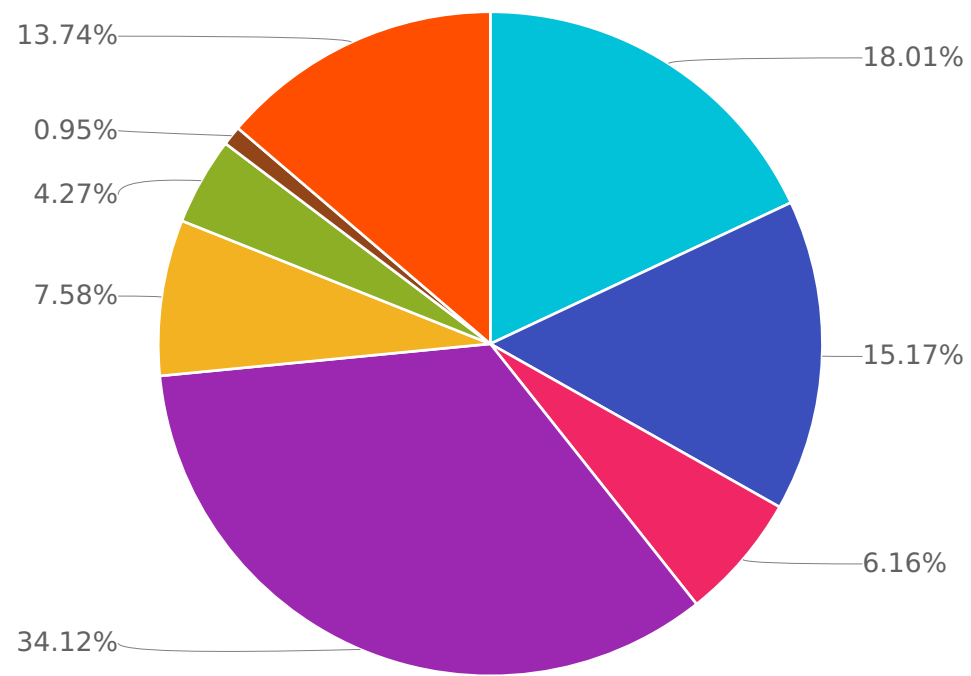


Choices	Response percent	Response count
Yes	62.38%	131
No	37.62%	79

Q7

What is the top issue that concerns you as a voter in District 21?

Answered: 211 Skipped: 6



● The Economy

● The Environment

● Education

● Healthcare

● Law and Order

● The Second Amendment

● Immigration

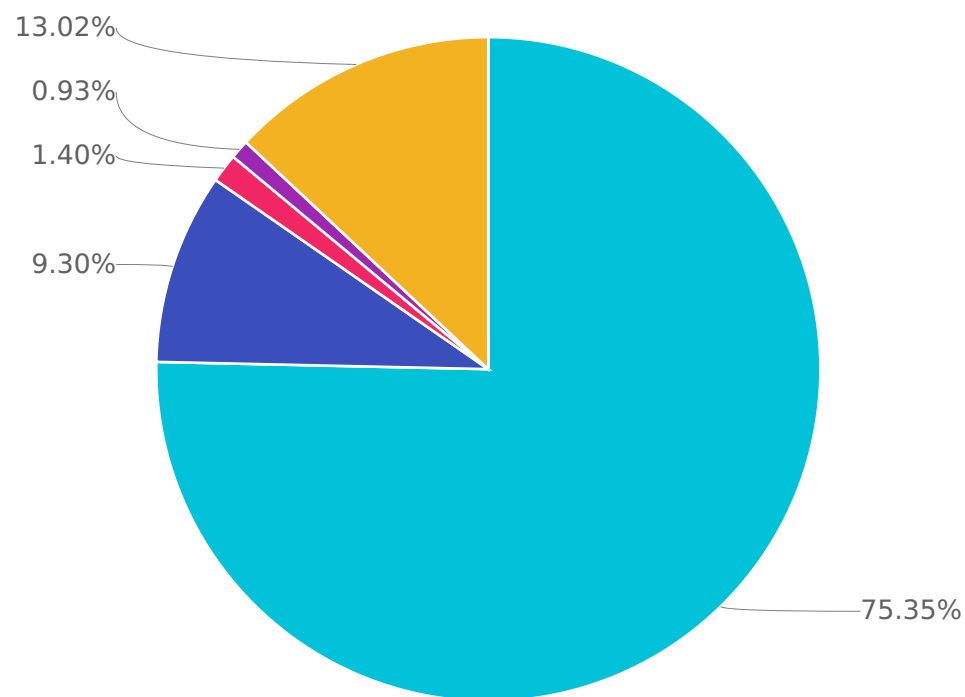
● Other (Please specify)

Choices	Response percent	Response count
The Economy	18.01%	38
The Environment	15.17%	32
Education	6.16%	13
Healthcare	34.12%	72
Law and Order	7.58%	16
The Second Amendment	4.27%	9
Immigration	0.95%	2
Other (Please specify)	13.74%	29

Q8

Did you support or oppose President Trump?

Answered: 215 Skipped: 2



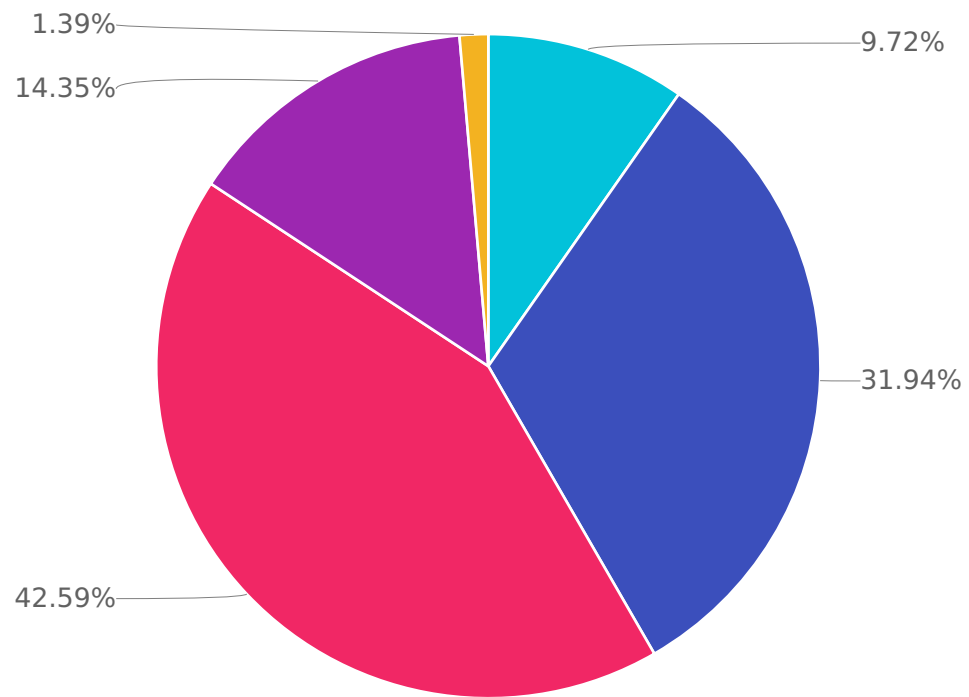
- Strongly Oppose
- Oppose
- Neutral
- Support
- Strongly Support

Choices	Response percent	Response count
Strongly Oppose	75.35%	162
Oppose	9.30%	20
Neutral	1.40%	3
Support	0.93%	2
Strongly Support	13.02%	28

Q9

How would you describe your political views?

Answered: 216 Skipped: 1



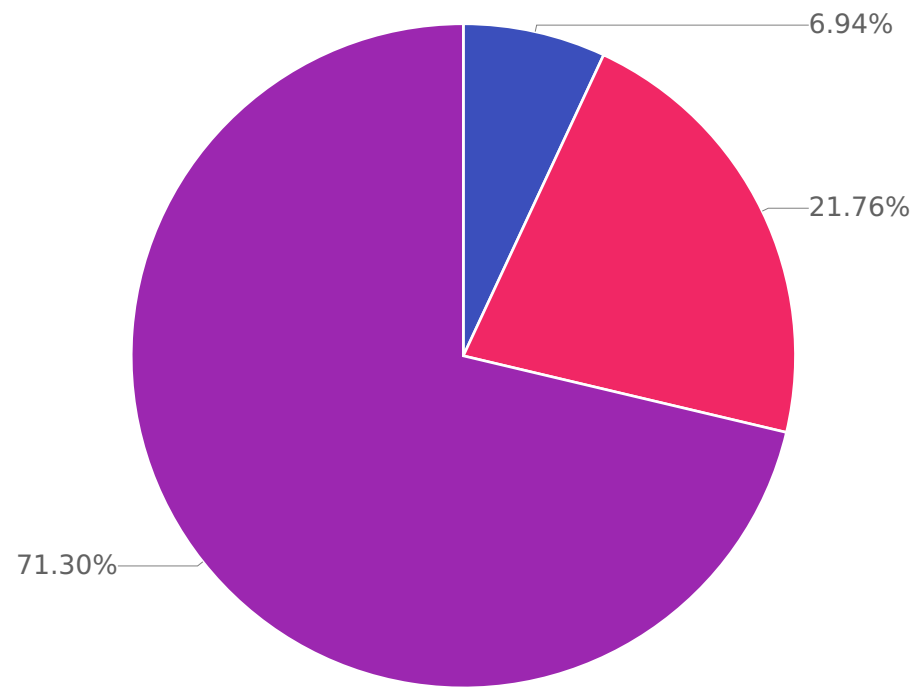
- Very Liberal
- Liberal
- Moderate
- Conservative
- Very Conservative

Choices	Response percent	Response count
Very Liberal	9.72%	21
Liberal	31.94%	69
Moderate	42.59%	92
Conservative	14.35%	31
Very Conservative	1.39%	3

Q10

What is your age group?

Answered: 216 Skipped: 1



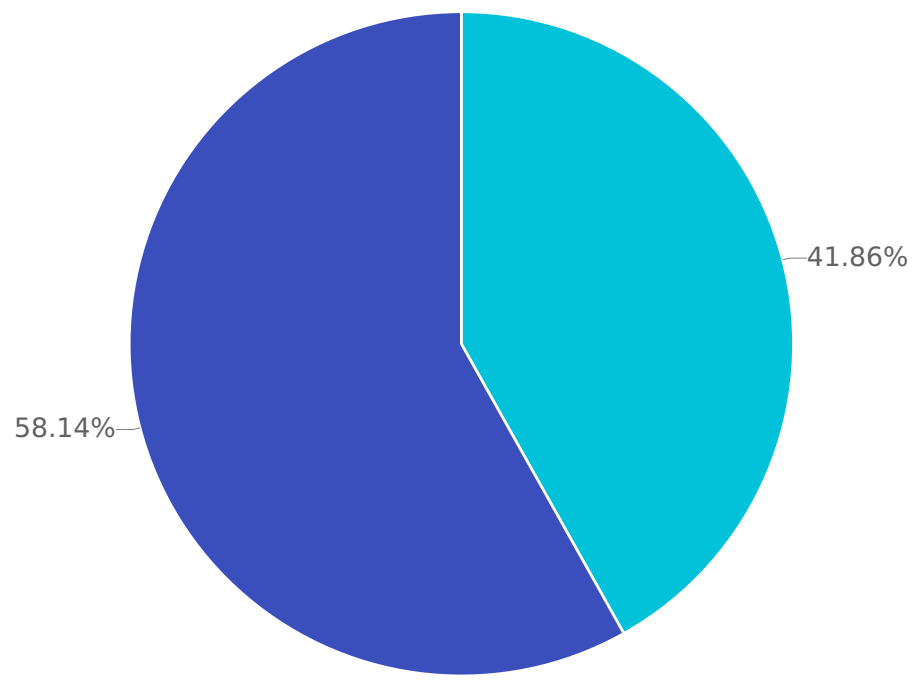
- Under 18 years old
- 18 - 45 years old
- 46 - 60 years old
- Over 60 years old

Choices	Response percent	Response count
Under 18 years old	0.00%	0
18 - 45 years old	6.94%	15
46 - 60 years old	21.76%	47
Over 60 years old	71.30%	154

Q11

What is your gender?

Answered: 215 Skipped: 2



● Male

● Female

Choices	Response percent	Response count
Male	41.86%	90
Female	58.14%	125

Q12

If you would like more information about American Liberty Fund, add your email below.

Answered: 6 Skipped: 211
