

Voter Information Poll - Florida 21 - General NPA1

---

**131**  
Total Responses

131 Completed Responses

---

0 Partial Responses

**441**  
Survey Visits

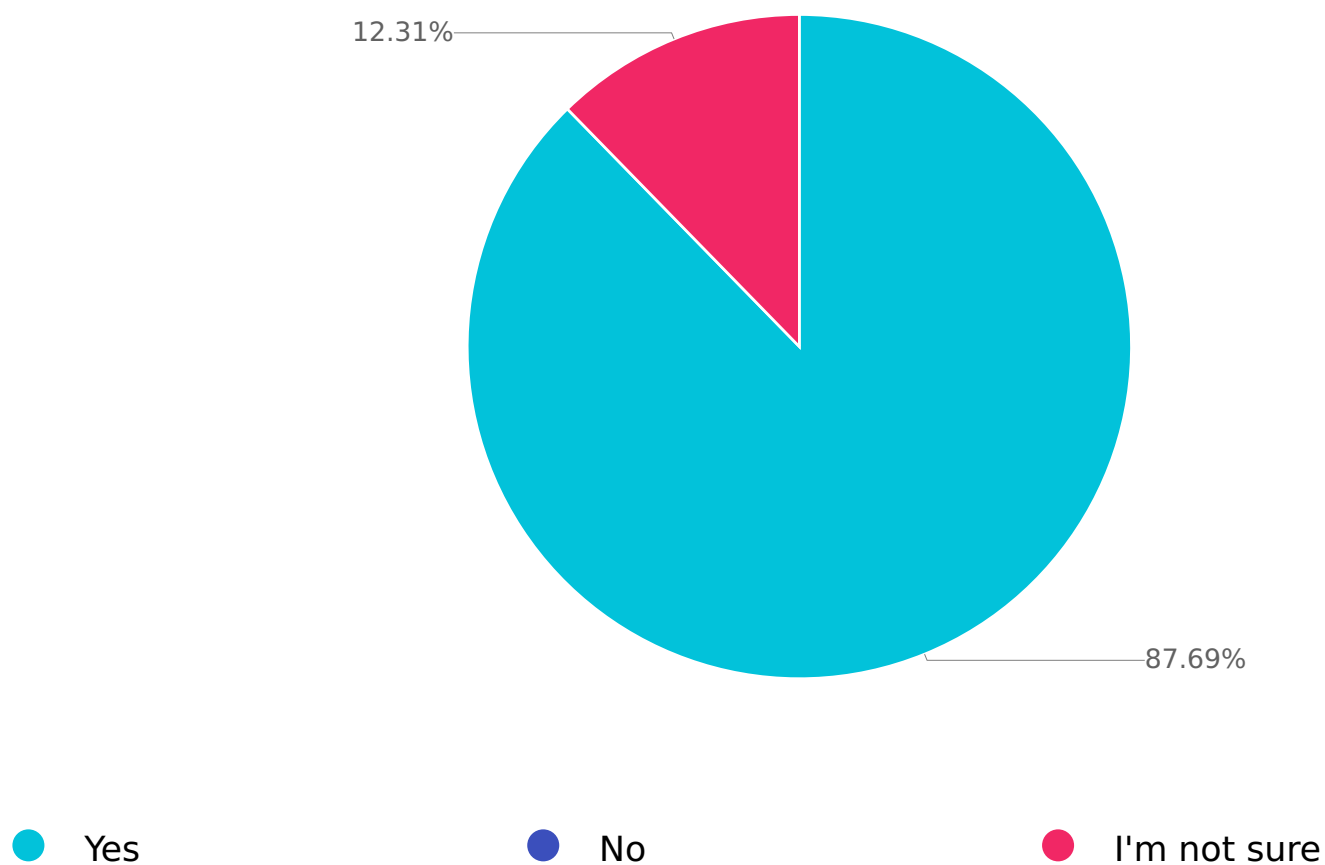


## Florida 21st Congressional District Election Poll

Q1

Are you registered to vote in Florida's 21st Congressional District?

Answered: 130 Skipped: 1



---

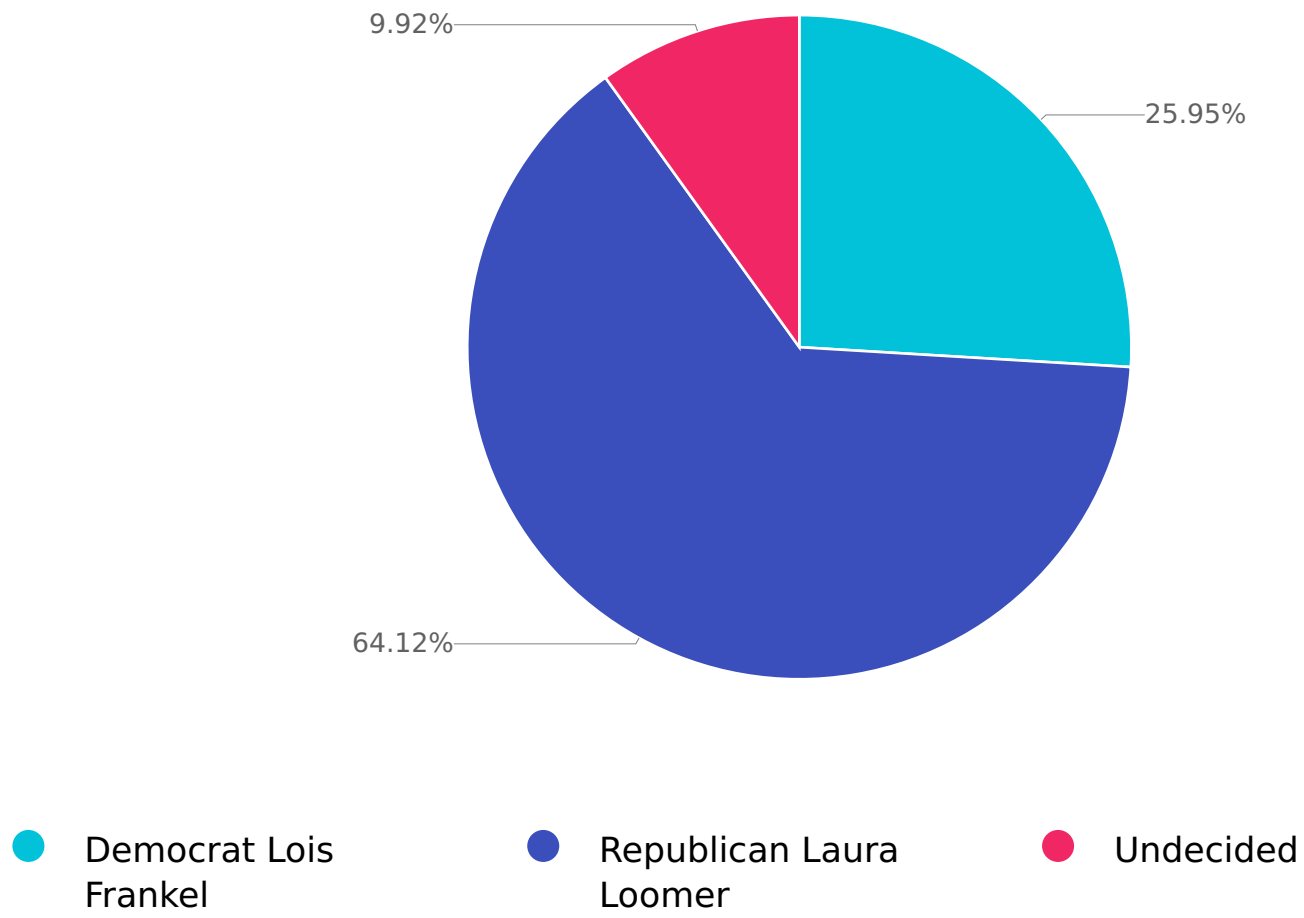
Choices	Response percent	Response count
Yes	87.69%	114
No	0.00%	0
I'm not sure	12.31%	16

---

Q3

In the 2020 General Election, which candidate do you plan to support?

Answered: 131 Skipped: 0



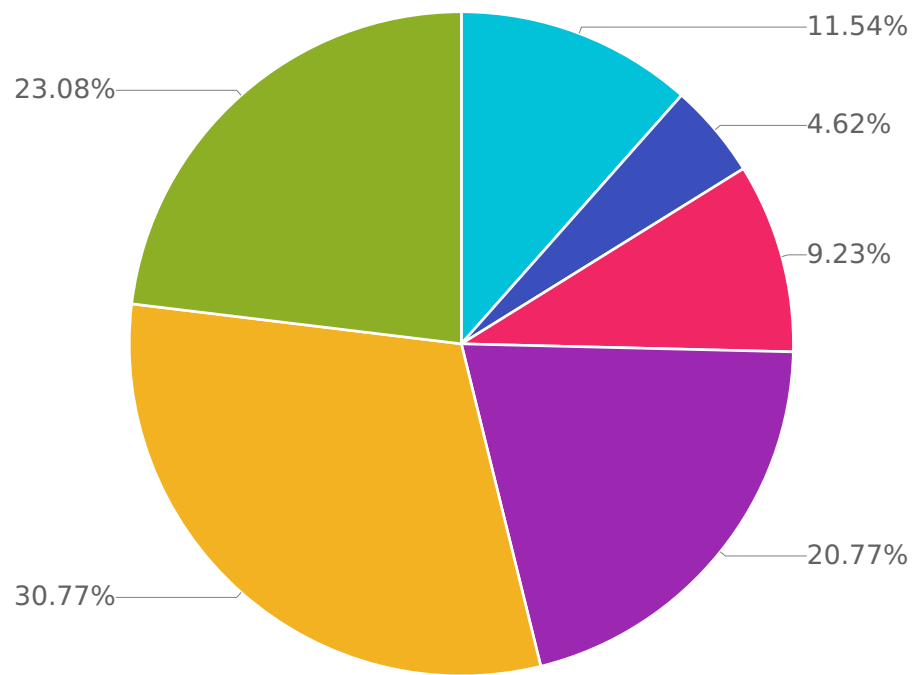
Choices	Response percent	Response count
Democrat Lois Frankel	25.95%	34
Republican Laura Loomer	64.12%	84
Undecided	9.92%	13

---

Q4

Laura Loomer is running for Congress against Lois Frankel. What is your opinion of Laura Loomer?

Answered: 130 Skipped: 1



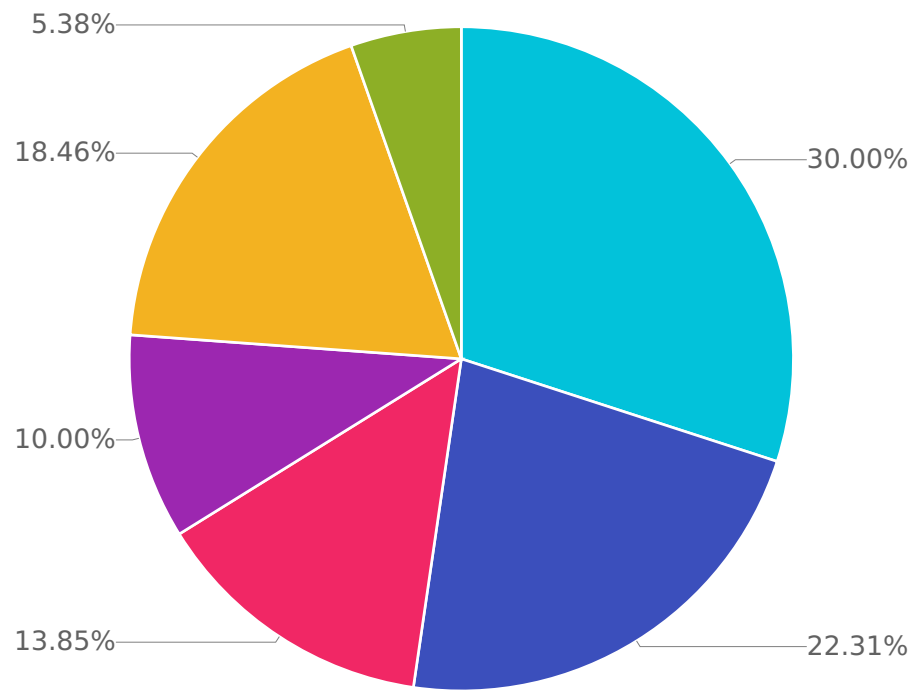
- Very Poor
- Poor
- Neutral
- Good
- Very Good
- I'm unfamiliar with this person

Choices	Response percent	Response count
Very Poor	11.54%	15
Poor	4.62%	6
Neutral	9.23%	12
Good	20.77%	27
Very Good	30.77%	40
I'm unfamiliar with this person	23.08%	30

Q5

### Lois Frankel is running for Congress against Laura Loomer? What is your opinion of Lois Frankel?

Answered: 130 Skipped: 1



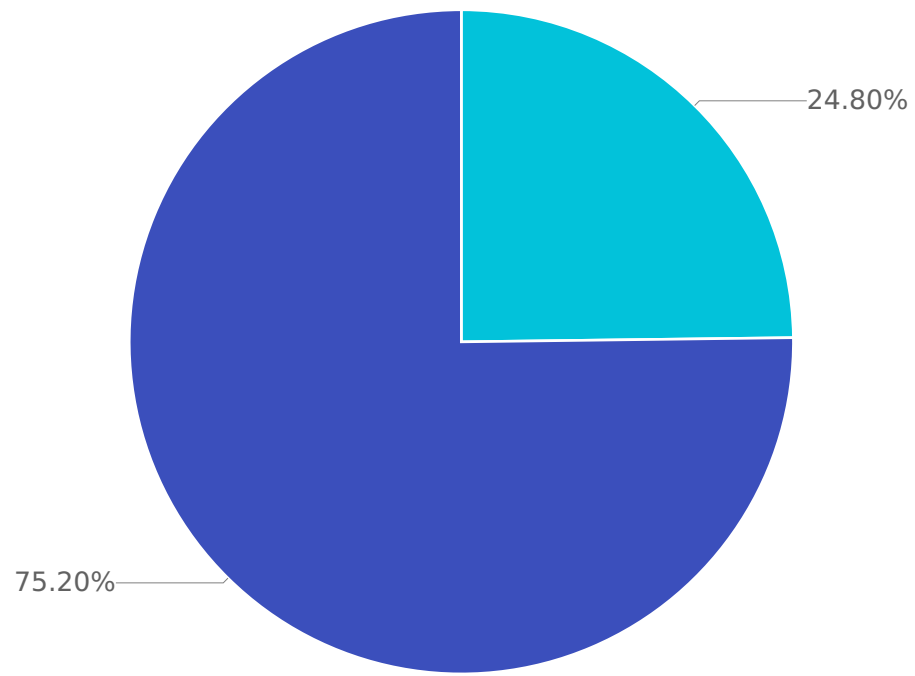
- Very Poor
- Poor
- Neutral
- Good
- Very Good
- I'm unfamiliar with this person

Choices	Response percent	Response count
Very Poor	30.00%	39
Poor	22.31%	29
Neutral	13.85%	18
Good	10.00%	13
Very Good	18.46%	24
I'm unfamiliar with this person	5.38%	7

Q6

Are you aware of any legislation passed or supported by four-term Congresswoman Lois Frankel that benefits the voters of the 21st District?

Answered: 125 Skipped: 6



● Yes

● No

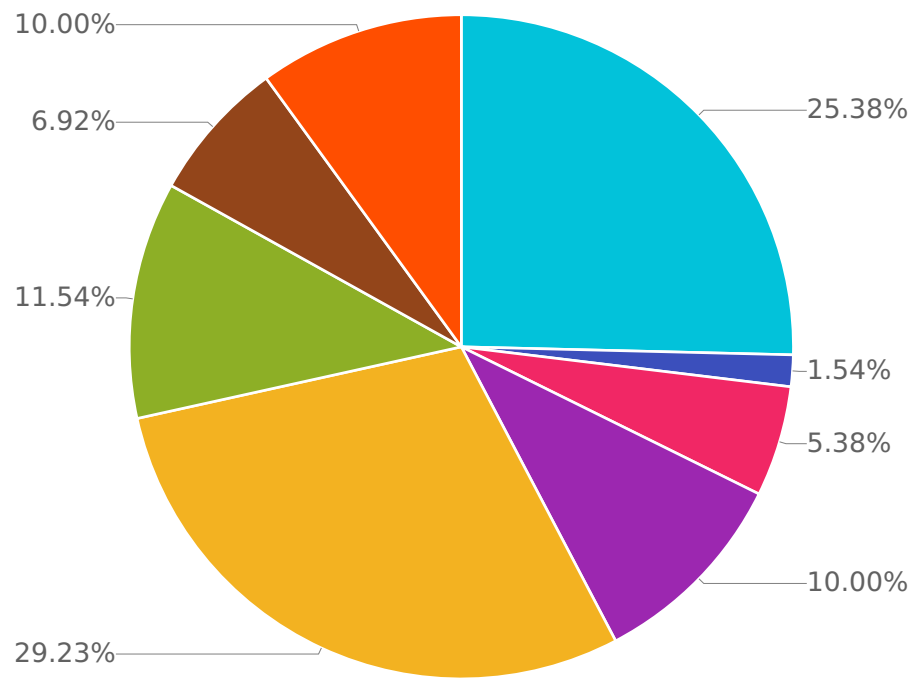
Choices	Response percent	Response count
Yes	24.80%	31
No	75.20%	94

---

Q7

### What is the top issue that concerns you as a voter in District 21?

Answered: 130 Skipped: 1



- The Economy
- The Environment
- Education
- Healthcare
- Law and Order
- The Second Amendment
- Immigration
- Other (Please specify)

Choices	Response percent	Response count
The Economy	25.38%	33
The Environment	1.54%	2
Education	5.38%	7
Healthcare	10.00%	13
Law and Order	29.23%	38
The Second Amendment	11.54%	15
Immigration	6.92%	9
Other (Please specify)	10.00%	13

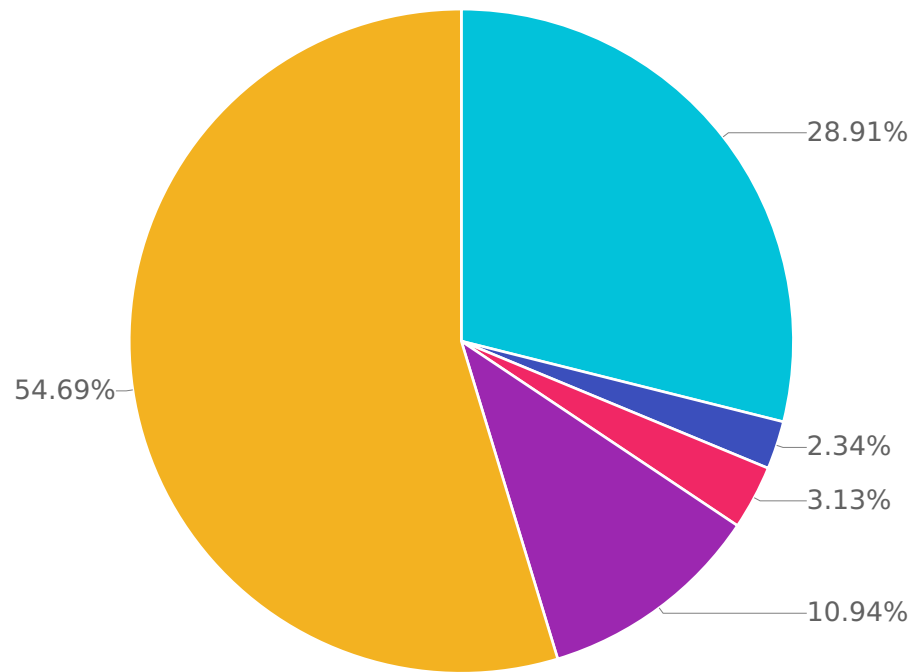
---



Q8

### Did you support or oppose President Trump?

Answered: 128 Skipped: 3



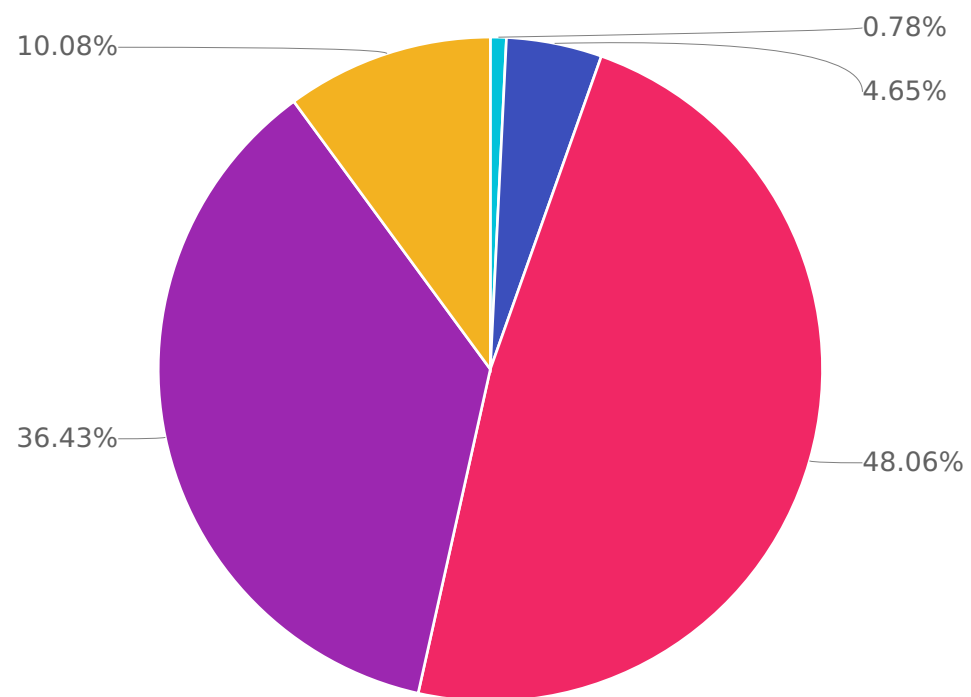
- Strongly Oppose
- Oppose
- Neutral
- Support
- Strongly Support

Choices	Response percent	Response count
Strongly Oppose	28.91%	37
Oppose	2.34%	3
Neutral	3.12%	4
Support	10.94%	14
Strongly Support	54.69%	70

Q9

### How would you describe your political views?

Answered: 129 Skipped: 2



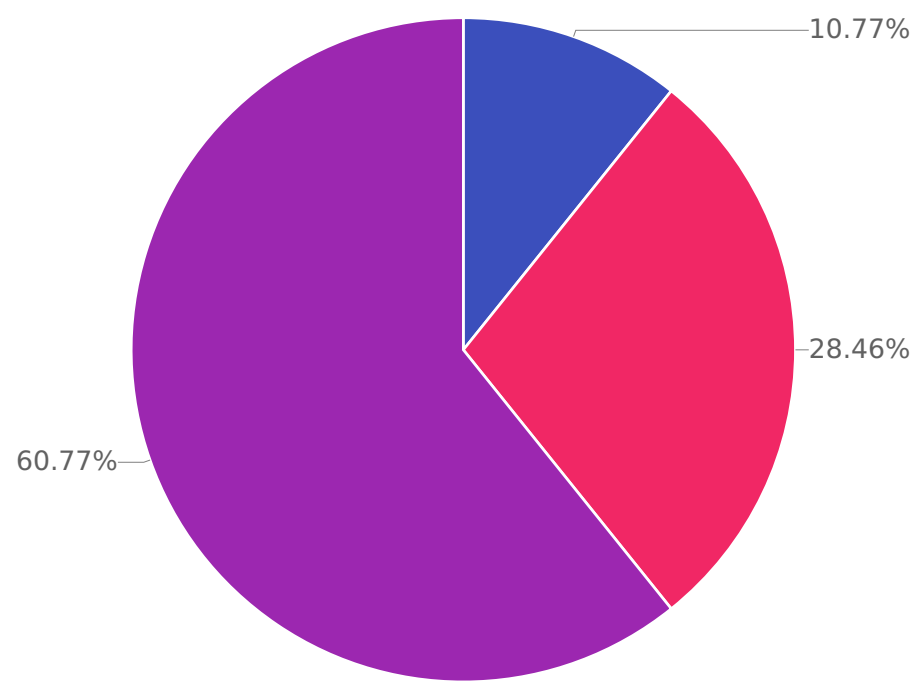
- Very Liberal
- Liberal
- Moderate
- Conservative
- Very Conservative

Choices	Response percent	Response count
Very Liberal	0.78%	1
Liberal	4.65%	6
Moderate	48.06%	62
Conservative	36.43%	47
Very Conservative	10.08%	13

Q10

### What is your age group?

Answered: 130 Skipped: 1



- Under 18 years old
- 18 - 45 years old
- 46 - 60 years old
- Over 60 years old

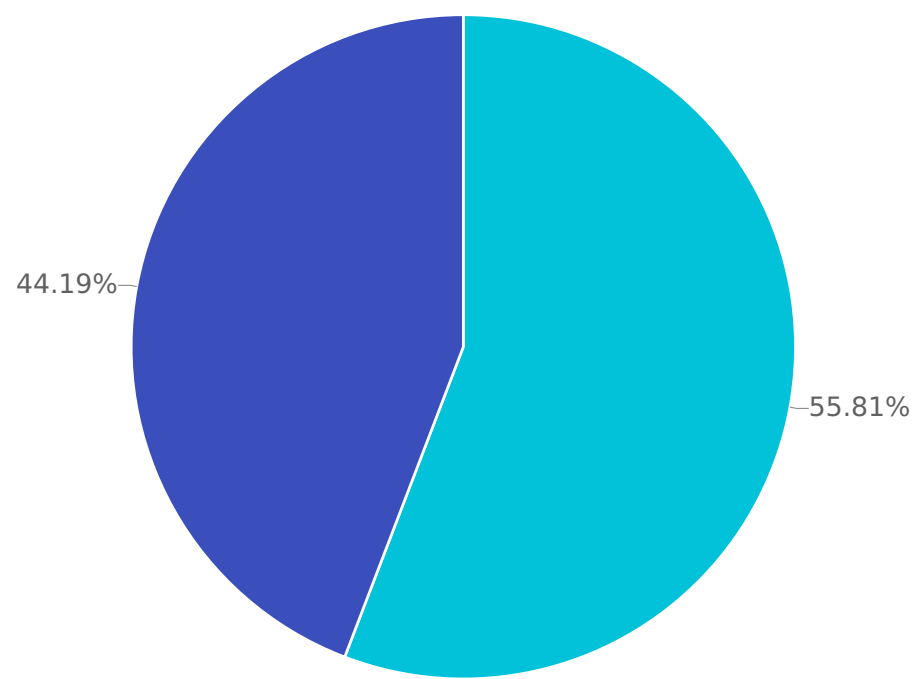
Choices	Response percent	Response count
Under 18 years old	0.00%	0
18 - 45 years old	10.77%	14
46 - 60 years old	28.46%	37
Over 60 years old	60.77%	79

---

Q11

What is your gender?

Answered: 129 Skipped: 2



● Male

● Female

Choices	Response percent	Response count
Male	55.81%	72
Female	44.19%	57

---

Q12

If you would like more information about American Liberty Fund, add your email below.

Answered: 6 Skipped: 125

---